


THE FACTORY AUTOMATION COMPANY

FANUC

Experience MORE

Collaborative robots for a
wide range of applications



MORE choices
MORE flexibility
MORE control
MORE experience

Why settle for less when you can get **MORE**?

FANUC's collaborative robots offer **MORE** choices, **MORE** payload, **MORE** reach, and **MORE** speed than any other cobot series on the market. Safety-certified, FANUC cobots work hand in hand with humans to add value to your processes. Covering the needs of medium- and small-sized businesses as well as automation beginners and large corporations, the range contains exactly the right solution for your business.

More choices for more businesses

Do you run a small- or medium-sized company and have never thought about automation? If so, FANUC cobots provide you with just the opportunity you are looking for. Quick to install, easy to use and offering unrivalled reliability, they represent a lasting solution that boosts your productivity and provides you with new growth opportunities. They also offer a safe return on investment. Let our experts advise you on exactly the right automation solution for your needs!



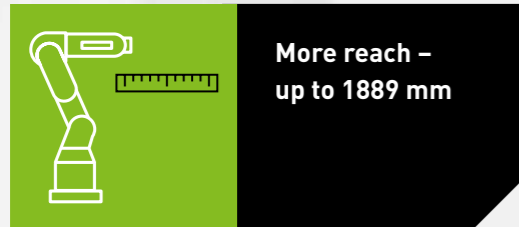
Designed for your benefit

In recent years, the market for collaborative robots, or "cobots", has grown in popularity. The reason is simple: Collaborative robots offer proven safety features, enabling more flexible solutions as well as a smaller footprint in many instances and compared to traditional robots.

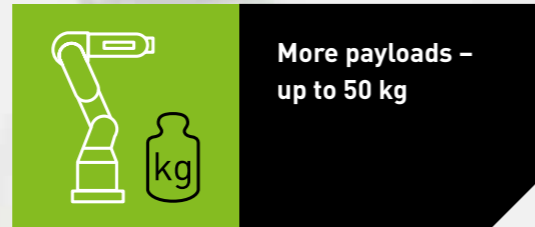
As a result, collaborative robots provide this safety and flexibility without the need for safety fencing or equipment – made possible by sensors and force controls. In combination with an ergonomic product design, cobots are meant to eliminate injury and avoid collisions when working side by side with humans.

MORE performance and MORE capability

FANUC offers two series of collaborative robots: the CR series and the CRX series. No matter what series you decide on, you choose the widest range of payload (from 4-50 kg) and reach (from 550-1889 mm) available on the market today.



More reach –
up to 1889 mm



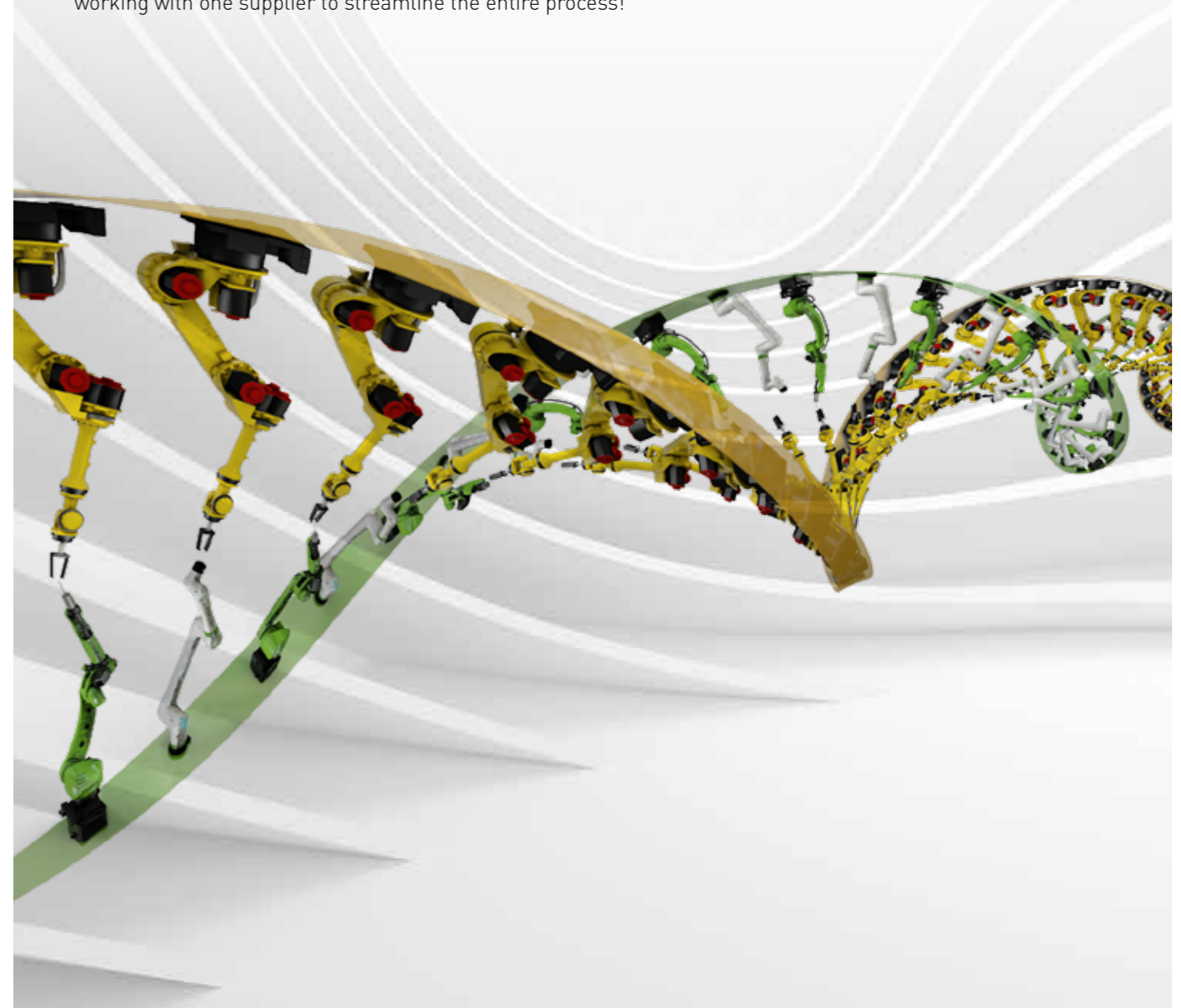
More payloads –
up to 50 kg

It's in our DNA

FANUC's line of cobots have a distinct heritage, displaying the same trademark intelligence and reliability that have been the backbone of our traditional yellow robots for decades!

Such proven FANUC technology includes certification according to IP67 and ISO standards, but also safety features such as our Dual Check Safety (DCS) software which helps keeping operators, cobots, and tooling completely safe.

Whether third-party connectivity or life-time support for your devices – when it comes to automation, FANUC truly is your "one stop shop" for advanced hardware and software technologies. Look no further: Benefit from working with one supplier to streamline the entire process!



MORE collaborative opportunities with FANUC cobots

Key Industries



AUTOMOTIVE



LOGISTICS



PHARMACY



FOOD



TIER1



ASSEMBLING
Cobots are ideally suited to take over repetitive or complex assembly tasks while delivering a precise and consistent output.



GRINDING AND DEBURRING
Tasks which involve removing material can easily be carried out by cobots, adding flexibility, efficiency, and quality to the process.



HANDLING
FANUC Vision and Force accessories can quickly be connected to cobots so as to cover a variety of different handling operations.



MACHINE TENDING
When it comes to repetitive operations such as machine tending, cobots help improve your process speed and quality while at the same time keeping operators safe.



PARTS INSPECTION AND TESTING
Easy to program, FANUC cobots can carry out inspecting operations while assuring accurate production batches and product quality.



PICKING, PACKING, PALLETISING
The payloads and reaches of FANUC cobots make them suitable to a wide range of handling tasks, relieving operators from heavy lifting.



SANDING AND POLISHING
Equipping cobots with FANUC Force Sensor assures the precision and correct force needed for these kinds of operations.



SCREWING
FANUC cobots can be used in screw driving applications with a tightening torque up to 200Nm (M16) – for higher consistency and quality.



SEALING AND DISPENSING
Dispensing tasks like gluing and sealing can be efficiently carried over by cobots.



WELDING
FANUC cobots are capable of offering consistent weld quality, on top of being easy to teach and program.

MORE versatility and MORE precision

**8 YEARS
ZERO
MAINTENANCE**

Key Features

INTEGRATION

Integration has never been easier thanks to our cobots' lightweight, slim, and compact design.

USABILITY

Ready for business in no time: the FANUC CRX series is quick to set up and exceedingly easy to program.

SERVICE

Enjoy 8 years of maintenance-free operations.

LIGHT TOUCH

By default, every CRX device is equipped with FANUC's Force Sensor – for the ultimate in tactile precision.

REPEATABILITY

Repeatability up to +/- 0.03 mm to repeat the same movement multiple times at the exact same dexterity.



CRX-5iA

Payload: 5 kg
Reach: 994 mm



CRX-10iA

Payload: 10 kg
Reach: 1249 mm



CRX-10iA/L

Payload: 10 kg
Reach: 1418 mm



CRX-20iA/L

Payload: 20 kg
Reach: 1418 mm



CRX-25iA

Payload: 25/30 kg
Reach: 1889 mm

MORE capacity MORE collaboration

Key Features

WIDE RANGE

Experience wide-ranging payloads – from 4 up to 50 kg – and reaches: the CR series offers the right solution for a large variety of applications.

STRONGEST COBOT ON THE MARKET

With a payload up to 50 kg, the FANUC CR-35iB is by far the strongest cobot on the market today. Its combination of load capacity, extensive reach, and dependable safety certification make it ideally suited for an extensive spectrum of processes involving heavy lifting and handling.

TEACHING

All our CR devices are quick studies – teaching them is an absolute breeze.

REPEATABILITY

Repeatability up to +/- 0.01 mm to repeat the same movement multiple times at the exact same dexterity.



CR-4iA

Payload: 4 kg
Reach: 550 mm



CR-7iA

Payload: 7 kg
Reach: 717 mm



CR-7iA/L

Payload: 7 kg
Reach: 911 mm



CR-14iA/L

Payload: 14 kg
Reach: 911mm



CR-15iA

Payload: 15 kg
Reach: 1441 mm



NEW
50 KG
PAYLOAD

CR-35iB

Payload: 35/50 kg
Reach: 1831 mm

EASY programming

Whether you are a seasoned programmer or a first-time operator – FANUC robots provide you with user-friendly and intuitive programming. Furthermore, you can also select:

Easy programming with Tablet Teach Pendant

- FANUC's Tablet Teach Pendant is designed for intuitive programming, thanks to a large touch screen. Wi-Fi connectivity comes as standard.
- Additional drag & drop functionality lets you easily program an application within minutes
- Two interfaces are available:
 - New User Interface for beginners
 - iPendant User Interface for experienced operators

Easy programming with iHMI on iPendant Touch

- FANUC's iHMI user interface offers ample processing power and clear high-resolution screen displays.
- Display setup, programming guides and tutorials are all readily accessible from the main home screen.
- 30 minutes – that's all it takes to create a program for simple handling tasks, thanks to FANUC's programming guide.

EASY teaching without programming



By leading it through paths and points, you can now easily teach your FANUC collaborative robot. Additionally, hand guidance is comfortable and intuitive, thereby eliminating the need for a pendant to teach the device positions. This will not only save you valuable time, but also money – as training costs can therefore be kept to a minimum.

While the CRX series was designed with manual guidance in mind, the CR series was built for heavier applications, and therefore requires a separate hand guidance model.



New user interface



iPendant user interface



MORE control MORE features

More than 140 software features, FANUC's latest R-30iB Plus controller guarantees the best processing speed and robot performance for every FANUC cobot. Designed for increased user-friendliness and minimal energy consumption, the R-30iB Plus comes in different cabinets to help you make the most of your floor space and production cell layouts.



MORE efficiency MORE flexibility

FANUC ROBOGUIDE is an offline simulation package that simulates both the robot's motion and application commands, significantly reducing the time it takes to create new motion setups.

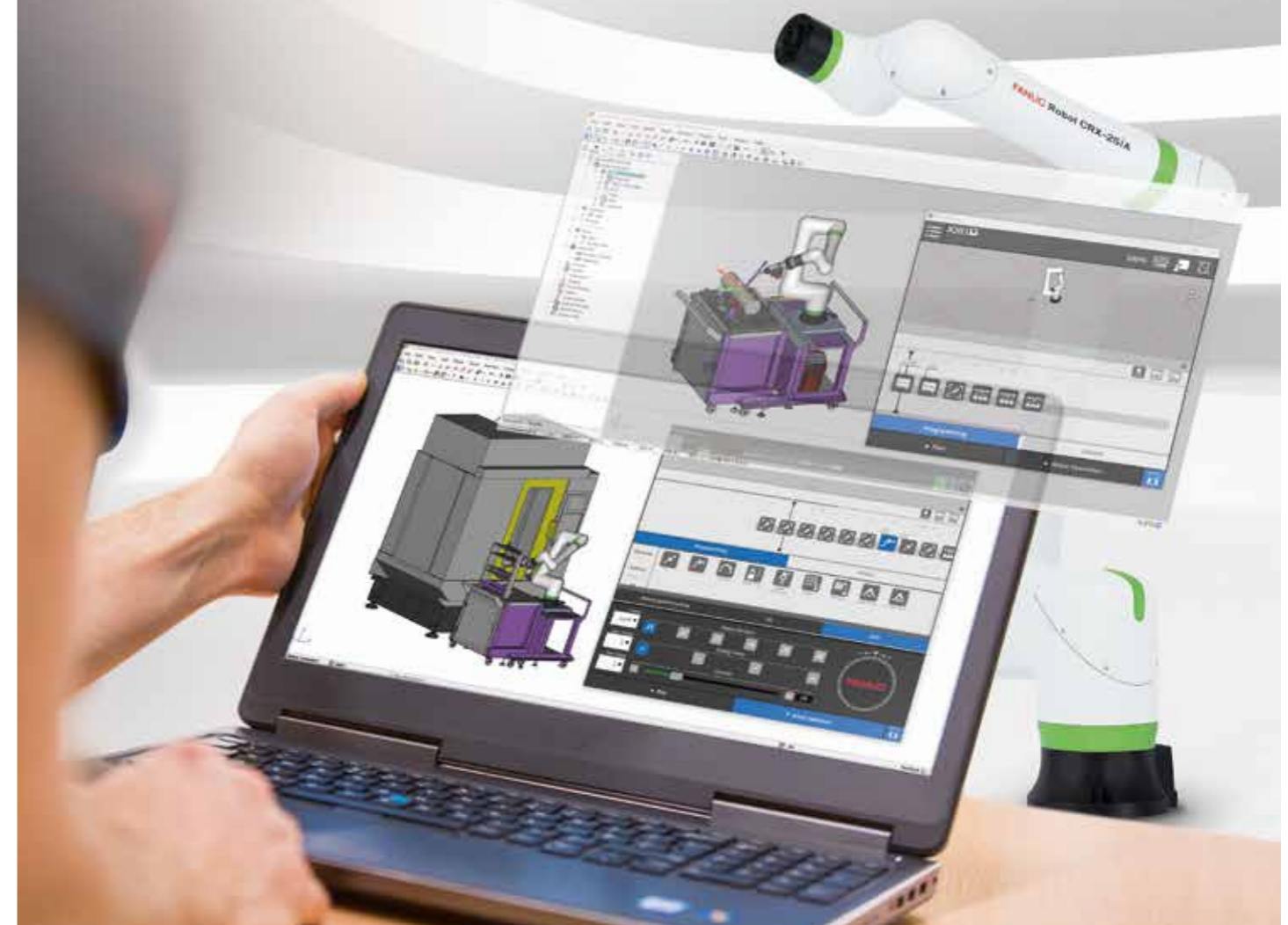
Advantages

FANUC ROBOGUIDE allows you to:

- Evaluate cells and cycle times without downtimes
- Save time thanks to the pre-programming feature
- Set up and test complex systems

Furthermore, ROBOGUIDE offers specific functions to be used to simulate certain applications:

- HandlingPRO
Simulate and test material handling processes
- WeldPRO
Simulate a robotic arc welding process
- PalletPRO
Build, debug, and test a palletising application



MORE possibilities EASY to connect

As with all of our robots, FANUC's collaborative robot series can be equipped with any of our intelligence functions – made by FANUC and developed specifically for our robots, to give you more possibility for automation with cobots. Intelligence-ready functions include FANUC *i*RVision, 3D Vision Sensor, Force Sensors and many more.



CRX Ecosystem

Specifically for the CRX series, third-party peripheral devices can easily be integrated with FANUC's approved End of Arm Tooling (EOAT), accessories, and plugins.



MORE information

Technical data CRX series

Specifications	CRX-5iA	CRX-10iA	CRX-10iA/L	CRX-20iA/L	CRX-25iA
Type: articulated	•	•	•	•	•
Controlled axes	6	6	6	6	6
Max. load capacity at wrist [kg]	5	10	10	20	25/30
Reach [mm]	994	1249	1418	1418	1889/ 1756
Repeatability [mm] *1)	± 0.03	±0.04	±0.04	±0.04	± 0.05
Mass [kg]	25	40	40	41	135
Installation: floor upside down angle	• • •*2)	• • •	• • •	• • •	• • •
Motion range					
J1 axis rotation [°]	400	380	360	360	360
J2 axis rotation [°]	360	360	360	360	360
J3 axis rotation [°]	635	570	540	540	540
J4 axis wrist rotation [°]	380	380	380	380	380
J5 axis wrist swing [°]	360	360	360	360	360
J6 axis wrist rotation [°]	450	450	450	450	450
Max. linear speed [mm / s]	1000*3)	1000*3)	1000*3)	1000	1000 *3)
Allowable load moment at wrist					
J4 axis [Nm]	19.0	34.8	34.8	70.0	100.0/ 115.0 *4)
J5 axis [Nm]	15.4	26.0	26.0	64.0	85.0
J6 axis [Nm]	6.7	11.0	11.0	30.0	32.0
Allowable load inertia at wrist					
J4 axis [kgm ²]	0.77	1.28	1.28	4.00	4.70
J5 axis [kgm ²]	0.50	0.90	0.90	4.00	4.00
J6 axis [kgm ²]	0.10	0.30	0.30	2.00	2.00
Installation environment					
Acoustic noise level [dB]	<70	<70	<70	<70	<70
Ambient operating temperature [°C]	0-45	0-45	0-45	0-45	0-45
Protection					
Body standard/optional	IP67	IP67	IP67	IP67	IP67
Wrist & J3 arm standard/optional	IP67	IP67	IP67	IP67	IP67

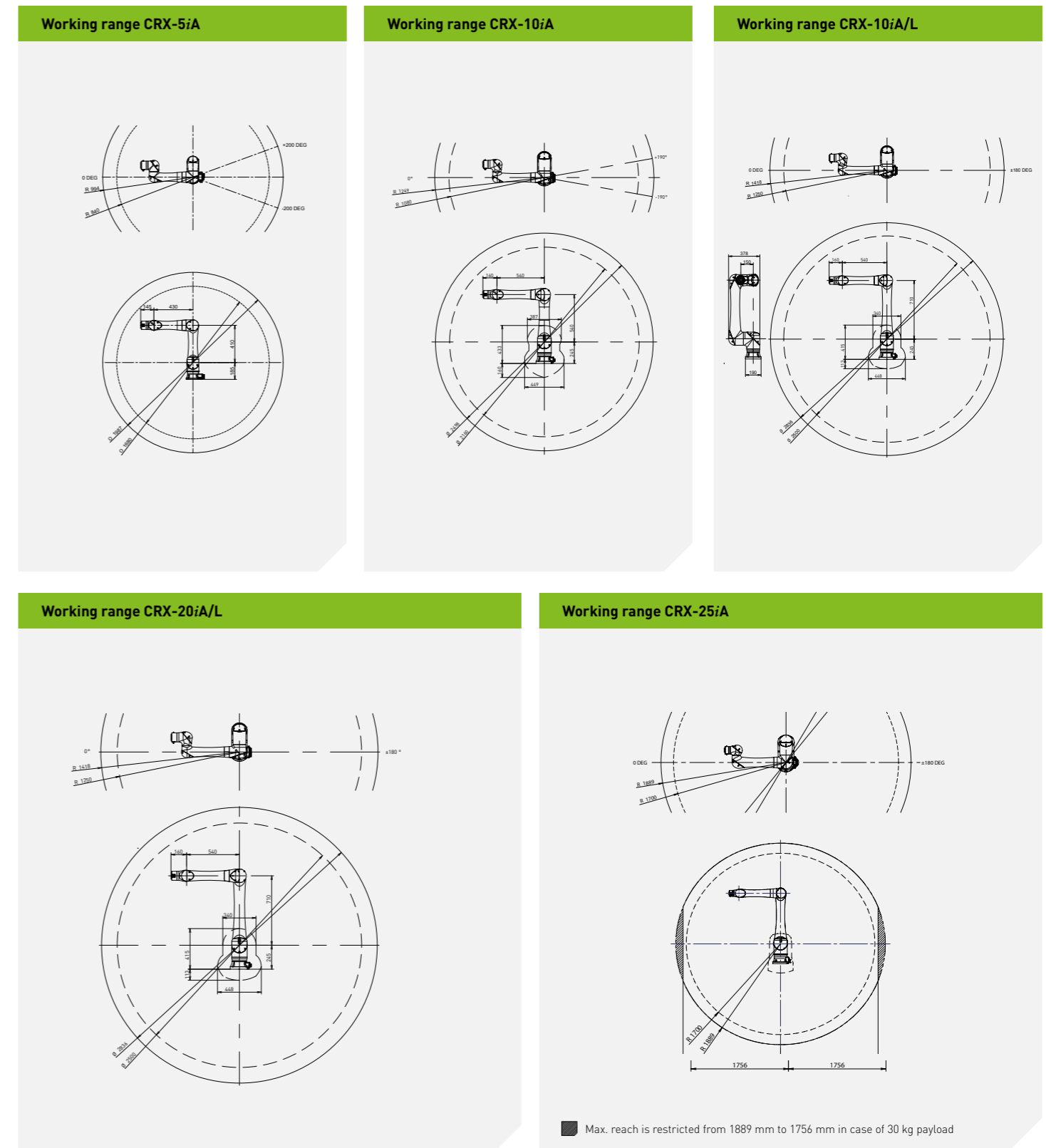
• standard

*1) ISO 9283

*2) In case of the angle mount, the operation space will be restricted according to the payload.

*3) 2000mm/s in high speed mode.

*4) In case of 30 kg payload.



Max. reach is restricted from 1889 mm to 1756 mm in case of 30 kg payload

MORE information

Technical data CR series

Specifications	CR-4iA	CR-7iA	CR-7iA/L	CR-14iA/L	CR-15iA	CR-35iB
Type: articulated	•	•	•	•	•	•
Controlled axes	6	6	6	6	6	6
Max. load capacity at wrist [kg]	4	7	7	14	15	35/50
Reach [mm]	550	717	911	911*1)	1441	1831/1643
Repeatability [mm] *2)	±0.01	±0.01	±0.01	±0.01	±0.02	±0.03
Mass [kg]	48	53	55	55	255	386
Installation: floor upside down wall	• • •	• • •	• • •	• • •	• • •	• - -
Motion range						
J1 axis rotation [°]	340 360 (option)	340 360 (option)	340 360 (option)	340 360 (option)	340 370 (option)	370
J2 axis rotation [°]	150	166	166	166	180	215
J3 axis rotation [°]	354	374	383	383	305	338
J4 axis wrist rotation [°]	380	380	380	380	380	400
J5 axis wrist swing [°]	200	240	240	240	280	280
J6 axis wrist rotation [°]	720	720	720	720	900	900
Max. speed [mm / s]	1000*3)	1000*3)	1000*3)	500	800 / 1500*5)	750*4)
Allowable load moment at wrist						
J4 axis [Nm]	8.86	16.6	16.6	31.0	26.0	110.0
J5 axis [Nm]	8.86	16.6	16.6	31.0	26.0	110.0
J6 axis [Nm]	4.9	9.4	9.4	13.4	11.0	60.0
Allowable load inertia at wrist						
J4 axis [kgm ²]	0.2	0.47	0.47	0.66	0.90	4.00 / 10.80*6)
J5 axis [kgm ²]	0.2	0.47	0.47	0.66	0.90	4.00 / 10.80*6)
J6 axis [kgm ²]	0.067	0.15	0.15	0.30	0.30	1.5 / 4.40*6)
Installation environment						
Acoustic noise level [dB]	64.7	64.7	64.7	64.7	< 70	< 70
Ambient operating temperature [°C]	0-45	0-45	0-45	0-45	0-45	0-45
Protection						
Body standard/optional	IP67	IP67	IP67	IP67	IP54	IP54
Wrist & J3 arm standard/optional	IP67	IP67	IP67	IP67	IP67	IP67

• standard

*1) 911mm (load capacity < 12 kg) - 820 mm (load capacity ≥ 12 kg)

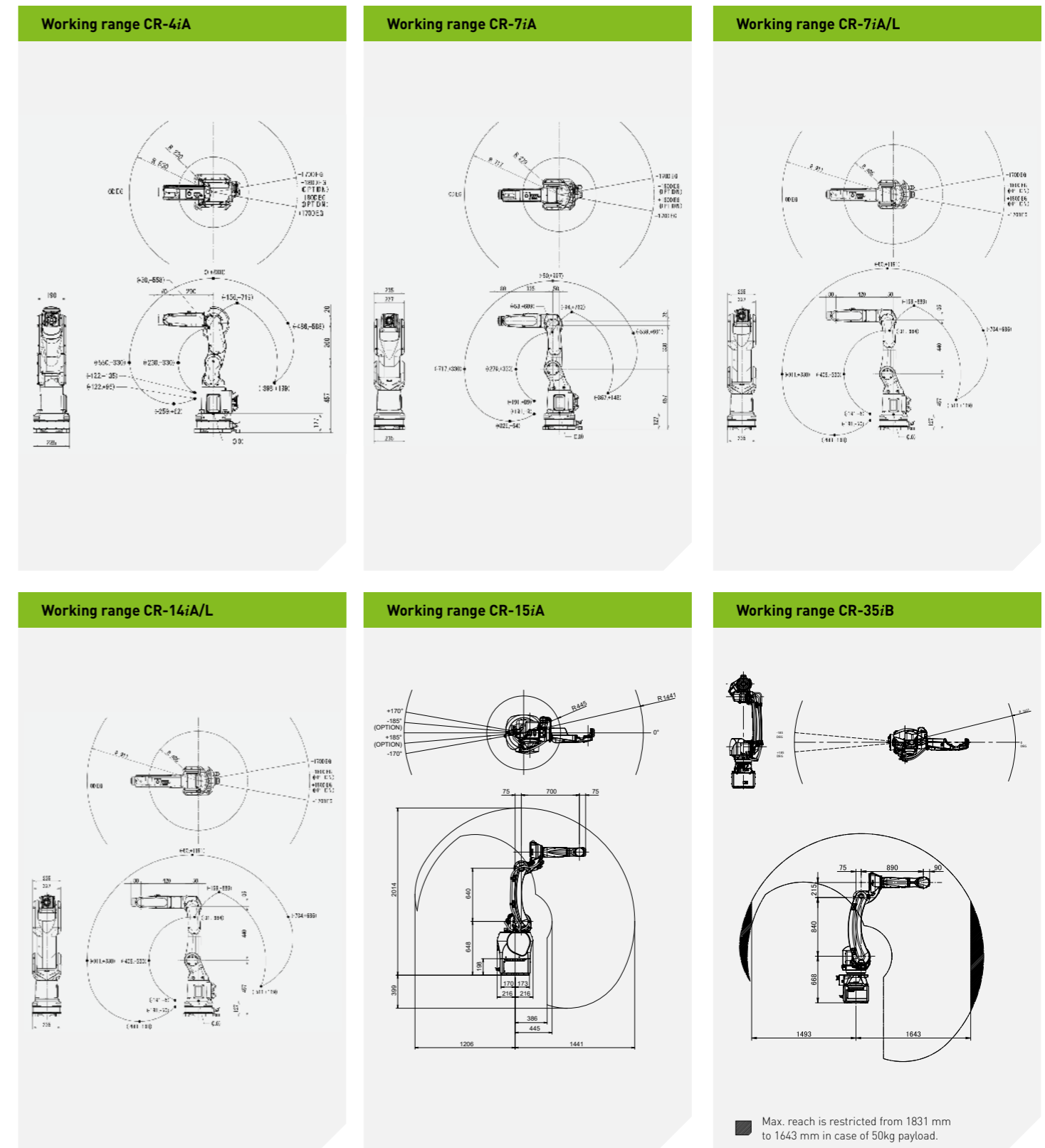
*2) ISO 9283

*3) In case of short distance motion, the speed may not reach the maximum value stated.

*4) It is necessary to set a motion speed according to risk assessment of system considering pinching with the surroundings.

*5) If the area is monitored by a safety sensor (located separately).

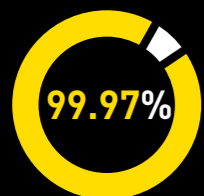
*6) In case of 50 kg payload.



Max. reach is restricted from 1831 mm to 1643 mm in case of 50kg payload.

MORE confidence

With FANUC, you benefit from efficient FANUC service worldwide. Wherever you need us, our comprehensive FANUC network provides sales, support and customer service all around the world. That way, you can be sure you have always got a local contact that speaks your language.



spare parts availability

24/7

support



WWW.FANUC.EU/SERVICE

Lifetime OEM spare parts

As long as your machine is in service we are able to provide you with original spare parts.

Efficient training

The FANUC Academy offers everything you need to upskill your teams and increase productivity – from introductory programs for beginners to courses tailored to the needs of expert users and specific applications.

Service First

* (May 2022 – April 2023)

One common servo and control platform – Infinite opportunities THAT'S FANUC!



FA

CNCs,
Servo Motors
and Lasers

ROBOTS

Industrial Robots,
Accessories
and Software

ROBOCUT

CNC Wire-Cut
Electric Discharge
Machines

ROBODRILL

Compact
CNC Machining
Centres

ROBOSHOT

Electric CNC
Injection Moulding
Machines

IoT

Industry 4.0
solutions